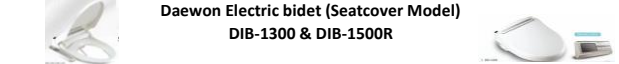
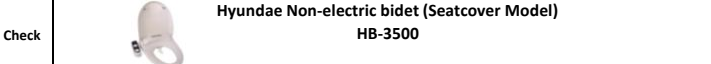
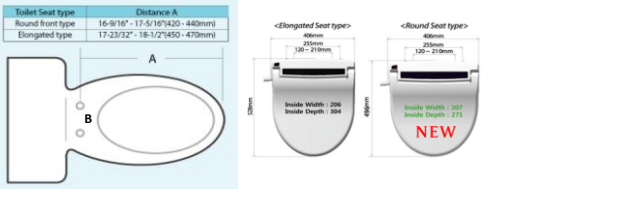
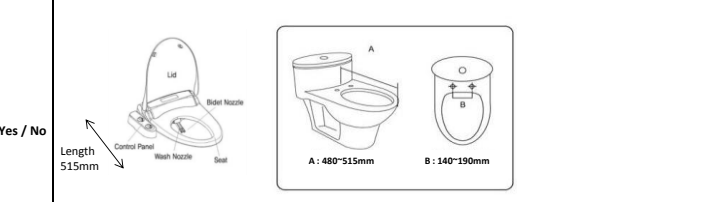
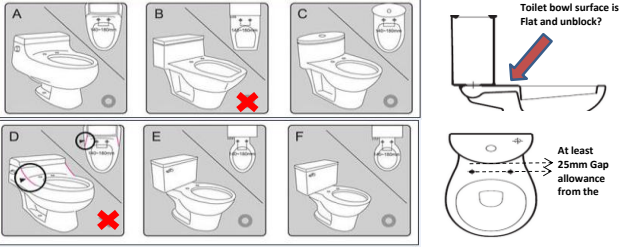
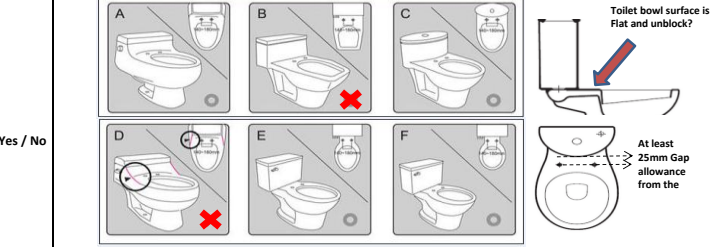
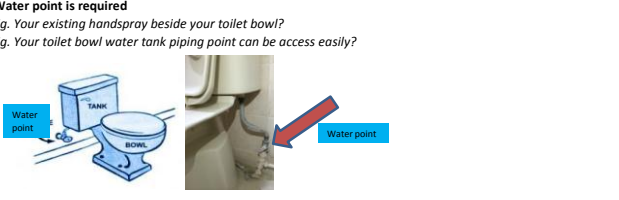
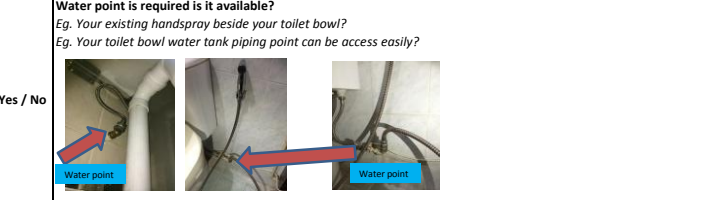
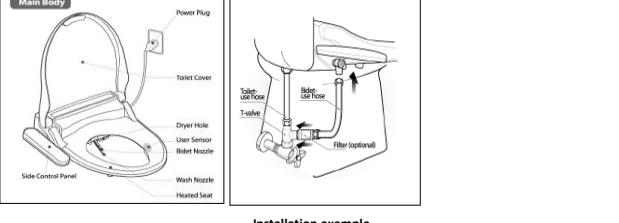
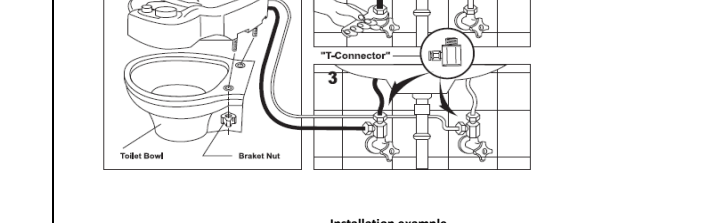




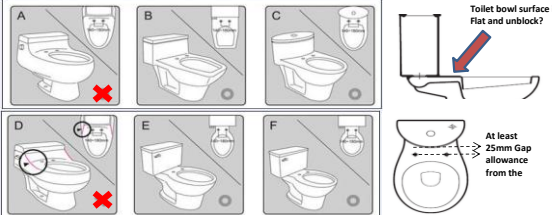
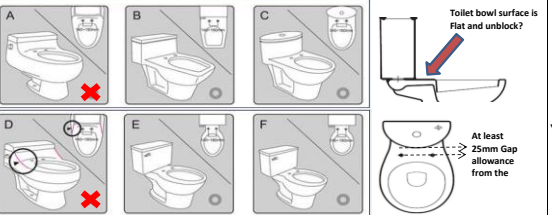


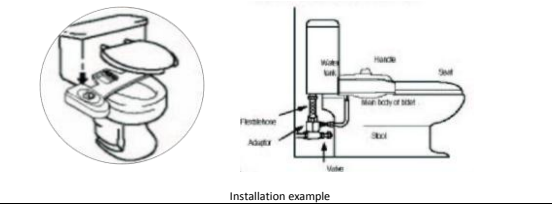
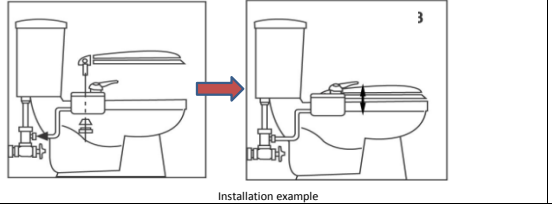
Daewon & Hyundai Bidet Installation Check sheet - (Seatcover model)

- a Thank you for choosing Daewon & Hyundai Bidet.
- b Checklist for Owner to install Daewon & Hyundai Bidet on existing toilet bowl.
- c All Checkpoints need to fulfill in order to install the bidet.

| Checkpoint | <p style="text-align: center;">Daewon Electric bidet (Seatcover Model) DIB-1300 & DIB-1500R</p>  | <p style="text-align: center;">Hyundai Non-electric bidet (Seatcover Model) HB-3500</p>  | Check |
|------------|--|---|----------|
| 1 |  <p>A. Distance A of Bowl from the middle of the screws to the bowl tip is 420mm to 440mm(for Round Front) & 450mm to 470mm(for Elongated). Check & select ? B. Ensure Distance B between 2 screws are 130mm to 200mm?</p> | <p>Yes / No</p>  <p>A. Distance A of Bowl from the middle of the screws to the bowl tip is 480mm to 515mm. Check & select ? B. Ensure Distance B between 2 screws are 140mm to 190mm?</p> | Yes / No |
| 2 |  <p>Verify your Toilet model? Also Ensure your Toilet bowl surface is Flat or very mild curve edge(Diag A) might be able to install. Toilet bowl surface is Flat and unblock? At least 25mm Gap allowance from the</p> | <p>Yes / No</p>  <p>Verify your Toilet model? Also Ensure your Toilet bowl surface is Flat or very mild curve edge(Diag A) might be able to install. Toilet bowl surface is Flat and unblock? At least 25mm Gap allowance from the</p> | Yes / No |
| 3 | <p>Water point is required <i>Eg. Your existing handspray beside your toilet bowl?</i> <i>Eg. Your toilet bowl water tank piping point can be access easily?</i></p>  | <p>Yes / No</p>  | Yes / No |
| 4 | <p>Electrical point required is required and is it available? (Electrical Installation can be easily done by our installer or you may get your qualified contractor to install)</p> | <p>Yes / No</p> | |
| | <p style="text-align: center;">Installation example</p>  | <p style="text-align: center;">Installation example</p>  | |
| | <p>Installation can be done by our installer at an estimated cost of \$170-\$220. The cost include electrical point, water works and installation of the bidet on the toilet bowl.</p> <p>If you intend to do renovations, your contractor will be able to install for you or you may engage our installer. ★ Or you can email us to the photos of your toilet bowl (at different angle) and your question.</p> | <p>Installation can be done by our contractor at an estimated cost of \$70-\$90. The cost include water works and installation of the bidet on the toilet bowl.</p> <p>The non-electric bidet can be DIY easily. ★ Or you can email us to the photos of your toilet bowl (at different angle) and your question.</p> | |

Hyundai & Eureka Bidet Installation Check sheet - (Non-Seatcover model)

- a Thank you for choosing Hyundai & Eureka Bidet.
- b Checklist for Owner to install Hyundai & Eureka Bidet on existing toilet bowl.
- c All Checkpoints need to fulfill in order to install the bidet.

| Checkpoint | Hyundai Non-electric bidet (Without Seatcover) HB-2000 | Check | Eureka Non-electric bidet (Without Seatcover) EB-1500C | Check |
|------------|--|----------|---|----------|
| 1 |  <p>B : 140~180mm</p> | Yes / No |  <p>B : 140~170mm</p> | Yes / No |
| | A. Ensure Distance B between 2 screws are 140mm to 180mm? | | A. Ensure Distance B between 2 screws are 140mm to 180mm? | |
| 2 |  <p>Toilet bowl surface is Flat and unblock?</p> <p>At least 25mm Gap allowance from the</p> | Yes / No |  <p>Toilet bowl surface is Flat and unblock?</p> <p>At least 25mm Gap allowance from the</p> | Yes / No |
| | Verify your Toilet model? Also Ensure your Toilet bowl surface is Flat and Unblock, as shown in above diagrams? | | Verify your Toilet model? Also Ensure your Toilet bowl surface is Flat and Unblock, as shown in above diagrams? | |
| 3 | <p>Water point is required and is it available? Eg. Your existing handspray beside your toilet bowl? Eg. Your toilet bowl water tank piping point can be access easily?</p>  | Yes / No | <p>Water point is required and is it available? Eg. Your existing handspray beside your toilet bowl? Eg. Your toilet bowl water tank piping point can be access easily?</p>  | Yes / No |
| |  <p>Installation example</p> | |  <p>Installation example</p> | |
| | Installation can be done by our contractor at an estimated cost of \$70-\$90. The cost include water works and installation of the bidet on the toilet bowl | | Installation can be done by our contractor at an estimated cost of \$70-\$90. The cost include water works and installation of the bidet on the toilet bowl | |
| | The non-electric bidet can be DIY easily. ★ Or you can email us to the photos of your toilet bowl (at different angle) and your question. | | The non-electric bidet can be DIY easily. ★ Or you can email us to the photos of your toilet bowl (at different angle) and your question. | |